

VARIO 60 SURFACE

E12F0000-

|             |             |         |         |
|-------------|-------------|---------|---------|
| base number | Color       | Finish  | Lens    |
|             | Temperature | Options | Options |

1. To build a product code in our configurator select the specify button on the base model # product page
2. To build a manual product code on this datasheet choose from the options listed below in blue font and add the suffix to the base model #

GENERAL

|                                 |
|---------------------------------|
| Series: Vario                   |
| Subseries: Vario 60             |
| Brand: Unonovesette             |
| Division: Exterior              |
| Mounting Type: Surface          |
| Mounting Location: Above Ground |
| Subcategory: Flood              |

PHYSICAL

|  |
|--|
| Shape: Cylinder  |
| Diameter (mm): 60  |
| Diameter (in): 2 3/8   |
| Height (mm): 116   |
| Height (in): 4 9/16  |
| Light Distribution: Adjustable / Direct                        |
| Weight (kg): 0.5   |
| Weight (lbs): 1.102  |
| Installation Requirement: Surface mounted / Spike / Tree strap |
| Diffuser: Extra clear tempered / Frosted glass 6mm             |
| Fixture Finish: ABA / ANA / ASB                                |
| Fixture Material: Machined Anticorodal Aluminium               |
| Cable Details: 350mm NS20N PCP 2x0.5 mm2                       |

ELECTRICAL

|  |
|--|
| Lamp Type: LED   |
| Input Wattage (W): 5.5   |
| Total Output Wattage (W): 5  |
| Dimming: Non-Dimming / Phase Dimming (120Vac only) / 0-10V Dimming |
| Driver Included: No  |
| Driver Location: Remote  |
| Driver Type: Constant Voltage - Universal                          |
| Driver Class: Class 2  |
| Input Voltage (V): 120 - 277                                       |
| Output Voltage (V): 24   |

LED

|  |
|--|
| Number of LEDs: 1                          |
| Color Temperature (°K): 2700 / 3000 / 4000 |
| Max. Delivered Lumen (lm): 415 (3000K)     |
| CRI: >90 CRI                               |
| Lamp Life (hrs): 100000                    |

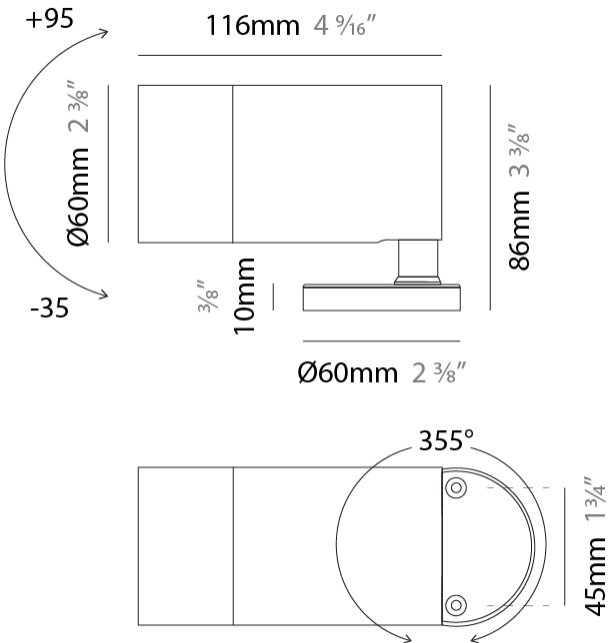
OPTICAL

|   |
|---|
| Optic°: 10 / 30 / 50 / 10x45 / 45x10            |
| Beam Angle: Narrow / Medium / Wide / Elliptical |

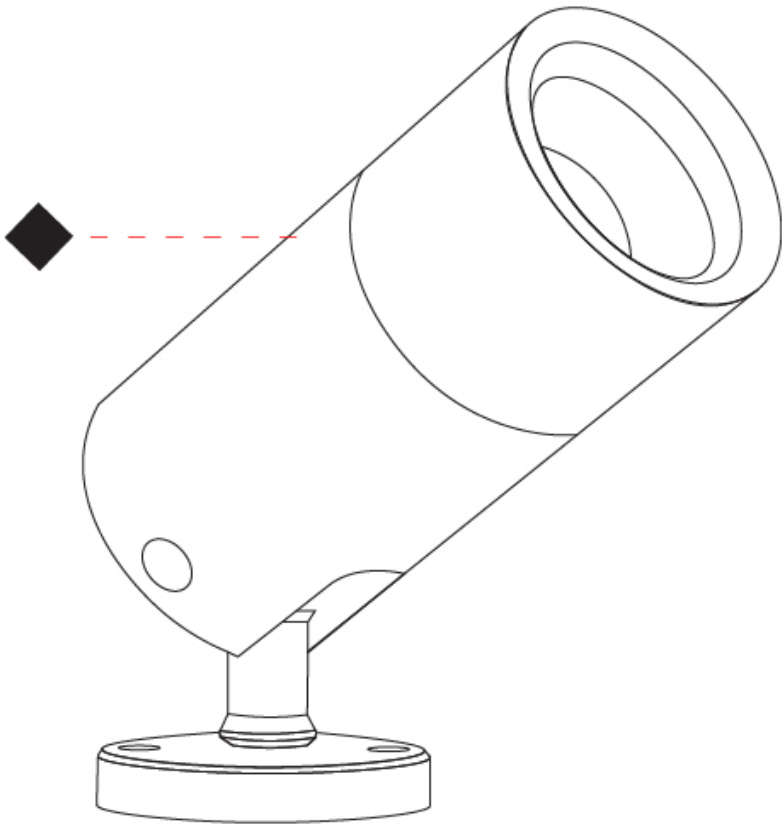
RATINGS AND CERTIFICATIONS

|  |
|--|
| Certified By: Certified for North American Standards |
| IP rating: IP66                                      |
| IK Rating: IK08                                      |

|           |
|-----------|
| PROJECT   |
| TYPE      |
| SPECIFIER |
| QUANTITY  |
| DATE      |



|           |
|-----------|
| PROJECT   |
| TYPE      |
| SPECIFIER |
| QUANTITY  |
| DATE      |



VARIO 60 SURFACE

E12F0004-

|             |                      |                   |                 |
|-------------|----------------------|-------------------|-----------------|
| base number | Color<br>Temperature | Finish<br>Options | Lens<br>Options |
|-------------|----------------------|-------------------|-----------------|

1. To build a product code in our configurator select the specify button on the base model # product page
2. To build a manual product code on this datasheet choose from the options listed below in blue font and add the suffix to the base model #

GENERAL

|                                 |
|---------------------------------|
| Series: Vario                   |
| Subseries: Vario 60             |
| Brand: Unonovesette             |
| Division: Exterior              |
| Mounting Type: Surface          |
| Mounting Location: Above Ground |
| Subcategory: Flood              |

PHYSICAL

|  |
|--|
| Shape: Cylinder  |
| Diameter (mm): 60  |
| Diameter (in): 2 3/8   |
| Height (mm): 116   |
| Height (in): 4 9/16  |
| Light Distribution: Adjustable / Direct                        |
| Weight (kg): 0.5   |
| Weight (lbs): 1.102  |
| Installation Requirement: Surface mounted / Spike / Tree strap |
| Diffuser: Extra clear tempered / Frosted glass 6mm             |
| Fixture Finish: ABA / ANA / ASB                                |
| Fixture Material: Machined Anticorodal Aluminium               |
| Cable Details: 350mm NS20N PCP 2x0.5 mm2                       |

ELECTRICAL

|   |
|---|
| Lamp Type: LED                            |
| Input Wattage (W): 10.2                   |
| Total Output Wattage (W): 9               |
| Dimming: Non-Dimmable / 0-10V Dimming     |
| Driver Included: No                       |
| Driver Location: Remote                   |
| Driver Type: Constant Voltage - Universal |
| Driver Class: Class 2                     |
| Input Voltage (V): 120 - 277              |
| Output Voltage (V): 24                    |

LED

|  |
|--|
| Number of LEDs: 1                          |
| Color Temperature (°K): 2700 / 3000 / 4000 |
| Max. Delivered Lumen (lm): 720 (3000K)     |
| CRI: >90 CRI                               |
| Lamp Life (hrs): 100000                    |

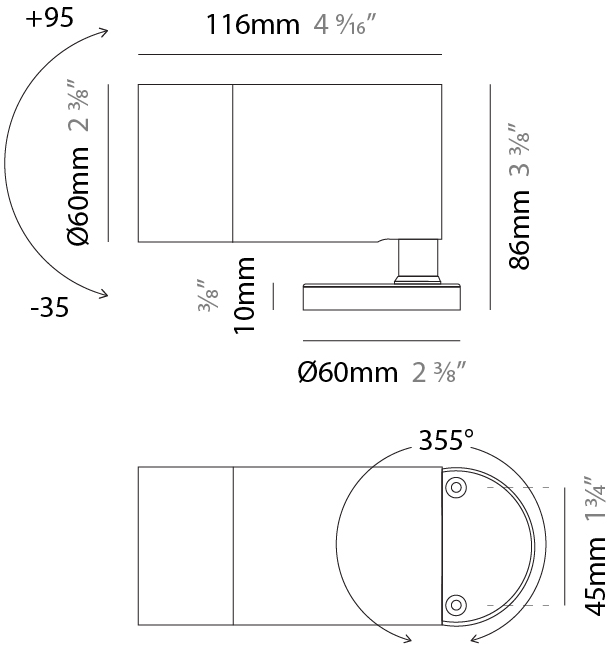
OPTICAL

|   |
|---|
| Optic°: 10 / 30 / 50 / 10x45 / 45x10            |
| Beam Angle: Narrow / Medium / Wide / Elliptical |

RATINGS AND CERTIFICATIONS

|  |
|--|
| Certified By: Certified for North American Standards |
| IP rating: IP66                                      |
| IK Rating: IK08                                      |

|           |
|-----------|
| PROJECT   |
| TYPE      |
| SPECIFIER |
| QUANTITY  |
| DATE      |



|           |  |
|-----------|--|
| PROJECT   |  |
| TYPE      |  |
| SPECIFIER |  |
| QUANTITY  |  |
| DATE      |  |



VARIO 60 SURFACE

E12F0005-

|             |             |         |         |
|-------------|-------------|---------|---------|
| base number | Color       | Finish  | Lens    |
|             | Temperature | Options | Options |

1. To build a product code in our configurator select the specify button on the base model # product page
2. To build a manual product code on this datasheet choose from the options listed below in blue font and add the suffix to the base model #

GENERAL

|                                 |
|---------------------------------|
| Series: Vario                   |
| Subseries: Vario 60             |
| Brand: Unonovesette             |
| Division: Exterior              |
| Mounting Type: Surface          |
| Mounting Location: Above Ground |
| Subcategory: Flood              |

PHYSICAL

|  |
|--|
| Shape: Cylinder  |
| Diameter (mm): 60  |
| Diameter (in): 2 3/8   |
| Height (mm): 116   |
| Height (in): 4 9/16  |
| Light Distribution: Adjustable / Direct                        |
| Weight (kg): 0.5   |
| Weight (lbs): 1.102  |
| Installation Requirement: Surface mounted / Spike / Tree strap |
| Diffuser: Extra clear tempered / Frosted glass 6mm             |
| Fixture Finish: ABA / ANA / ASB                                |
| Fixture Material: Machined Anticorodal Aluminium               |
| Cable Details: 350mm NS20N PCP 2x0.5 mm2                       |

ELECTRICAL

|  |
|--|
| Lamp Type: LED   |
| Total Output Wattage (W): 11                                       |
| Dimming: Non-Dimming / Phase Dimming (120Vac only) / 0-10V Dimming |
| Driver Included: No  |
| Driver Location: Remote  |
| Driver Type: Constant Voltage - Universal                          |
| Driver Class: Class 2  |
| Input Voltage (V): 120 - 277                                       |
| Output Voltage (V): 24   |

LED

|  |
|--|
| Number of LEDs: 1                          |
| Color Temperature (°K): 2700 / 3000 / 4000 |
| Max. Delivered Lumen (lm): 840 (3000K)     |
| CRI: >90 CRI                               |
| Lamp Life (hrs): 100000                    |

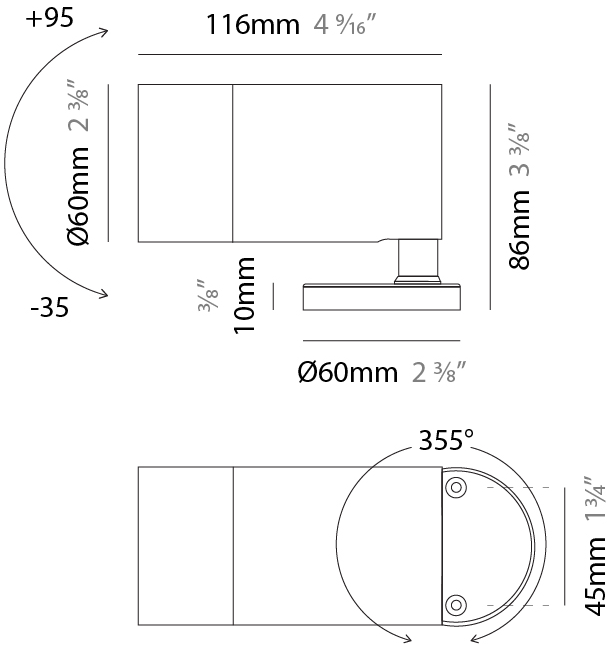
OPTICAL

|   |
|---|
| Optic°: 10 / 30 / 50 / 10x45 / 45x10            |
| Beam Angle: Narrow / Medium / Wide / Elliptical |

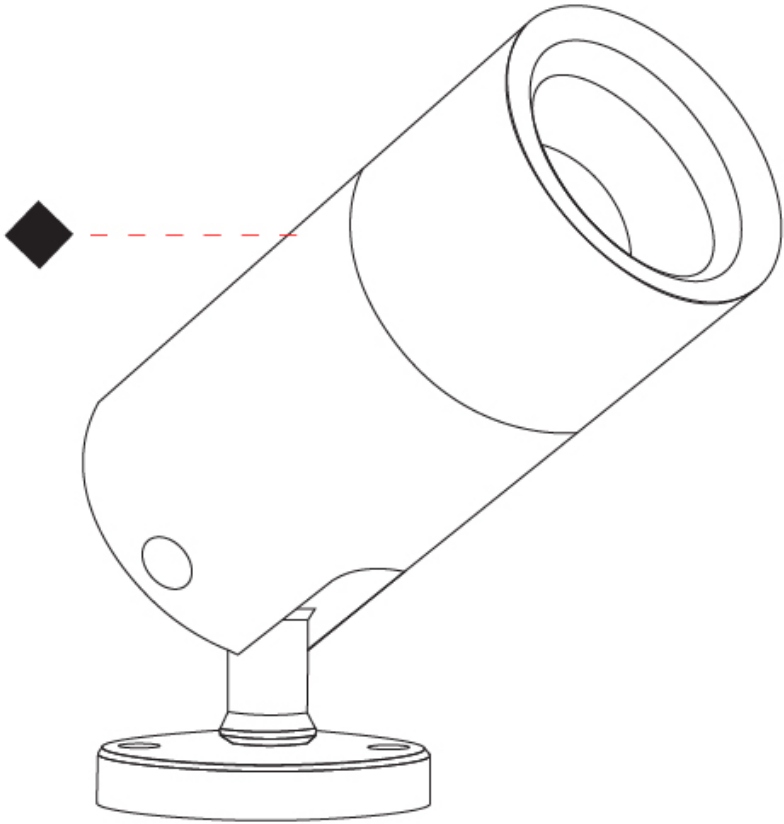
RATINGS AND CERTIFICATIONS

|  |
|--|
| Certified By: Certified for North American Standards |
| IP rating: IP66                                      |
| IK Rating: IK08                                      |

|           |
|-----------|
| PROJECT   |
| TYPE      |
| SPECIFIER |
| QUANTITY  |
| DATE      |




|           |
|-----------|
| PROJECT   |
| TYPE      |
| SPECIFIER |
| QUANTITY  |
| DATE      |



|           |
|-----------|
| PROJECT   |
| TYPE      |
| SPECIFIER |
| QUANTITY  |
| DATE      |

Fixture Finish


Black anodized - ABA



Natural anodized - ANA



Machined aged solid brass - ASB



**Digital:** Not all screens are calibrated the same, and therefore, colors will appear differently between screens.  
**Physical:** When texture is involved, there will be variations in color, character and tone within a product series and between product families.



### LEGEND

|  |   |  |  |  |  |
|--|---|--|--|--|--|
|  | floor-mounted   |  | pivotal  |  | special LED (upon request) RGB, RGBW, tunable, gold+, meat+, art+, fashion+                    |
|  | wall and ceiling: recessed and surface mounted            |  | rotating   |  | warm dim / natural dimming LED   |
|  | ceiling-mounted and wall-mounted                          |  | illuminate tilted  |  | rechargeable battery powered   |
|  | wall-mounted  |  | color of suspension cable                                    |  | fixture with natural vivid LED (upon request)  |
|  | omni-directional light distribution                       |  | length of suspension cable                                   |  | color rendering index  |
|  | direct light distribution                                 |  | reflector degree selection                                   |  | color temperature  |
|  | direct/indirect light distribution                        |  | super spot   |  | lumen (luminous flux)  |
|  | indirect light distribution                               |  | lens   |  | efficacy (lumens per watt)   |
|  | asymmetric light distribution                             |  | lens pack  |  | Unified Glare Rating (UGR) range from 5-40   |
|  | aura light distribution                                   |  | shine ring   |  | marine grade (AISI 316 stainless steel)  |
|  | round wall or ceiling cut-out                             |  | integrated shine ring with diffuser                          |  | walk on  |
|  | square wall or ceiling cut-out                            |  | free individual colors 01-29                                 |  | drive on   |
|  | the supplied jig specifies the cutout dimensions          |  | individual colors: 00 (free of charge), 01-25 (extra charge) |  | Dark Sky Compliance  |
|  | minimum distance (meters) lamp - object                   |  | luminaire part to be colored (F1)                            |  | Americans with Disabilities Act (less than 4" off the wall located between 27"-84" from floor) |
|  | recessed depth  |  | luminaire part to be colored (F2)                            |  | lamp protected against explosion   |
|  | ceiling thickness in mm                                   |  | luminaire part to be colored (F3)                            |  | blown glass using traditional methods by master glass blower                                   |
|  | ceiling thickness selection                               |  | luminaire part to be colored (F4)                            |  | acoustic material  |
|  | dimmable DP (phase), DV (0-10V), DD (dali), DS (step-dim) |  | luminaire part to be colored (F5)                            |  | protection class I, protection insulation  |
|  | included or excluded LED driver/transformer/control gear  |  | color of 3-circuit adaptor                                   |  | protection class II, protection insulation   |
|  | separately switchable                                     |  | indirect diffuser  |  | ETL Certified to UL and CSA Standards  |
|  | sensor  |  | direct diffuser  |  | UL Certified to UL and CSA Standards   |
|  | remote control  |  | ball-proof (upon request)                                    |  | CSA Certified to UL and CSA Standards  |
|  | available upon request                                    |  | accessory  |  | Certified for North American Standards   |

### IP RATING

|  |  |
|--|--|
|  | protected against ingress of solid bodies greater than 12.5mm (finger)   |
|  | protected against ingress of solid bodies greater than 2.5mm<br>protected against sprays of water up to 60 degrees from the vertical (rain)      |
|  | protected against ingress of solid bodies greater than 1mm (wire)<br>no protection against the ingress of moisture                               |
|  | protected against ingress of solid bodies greater than 1mm (wire)<br>protected against sprays of water up to 60 degrees from the vertical (rain) |
|  | protected against ingress of solid bodies greater than 1mm (wire)<br>protected against water splashed from all directions                        |
|  | protected against limited ingress of dust (wet rooms/covered outdoor areas)<br>protected against water splashed from all directions              |
|  | protected against ingress of dust<br>protected against jets of water   |
|  | protected against ingress of dust<br>protected against powerful jets of water or heavy seas  |
|  | protected against ingress of dust<br>protected against immersion of water between 15cm - 1m for 30 minutes                                       |
|  | protected against ingress of dust<br>protected against immersion of water under pressure for long periods  |

### IK RATING

|  |   |
|--|---|
|  | protected against 0.14 joules impact (equivalent to 0.25kg mass dropped from 56mm above the surface)  |
|  | protected against 0.2 joules impact (equivalent to 0.25kg mass dropped from 80mm above the surface)   |
|  | protected against 0.35 joules impact (equivalent to 0.25kg mass dropped from 140mm above the surface) |
|  | protected against 0.5 joules impact (equivalent to 0.25kg mass dropped from 200mm above the surface)  |
|  | protected against 0.7 joules impact (equivalent to 0.25kg mass dropped from 280mm above the surface)  |
|  | protected against 1 joules impact (equivalent to 0.25kg mass dropped from 400mm above the surface)    |
|  | protected against 2 joules impact (equivalent to 0.5kg mass dropped from 400mm above the surface)     |
|  | protected against 5 joules impact (equivalent to 1.7kg mass dropped from 300mm above the surface)     |
|  | protected against 10 joules impact (equivalent to 5.0kg mass dropped from 200mm above the surface)    |
|  | protected against 20 joules impact (equivalent to 5.0kg mass dropped from 400mm above the surface)    |